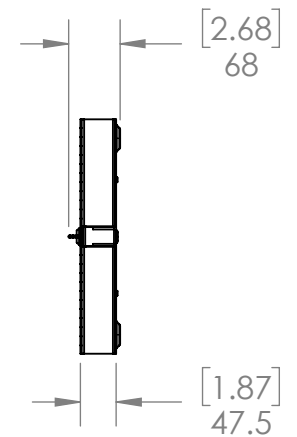
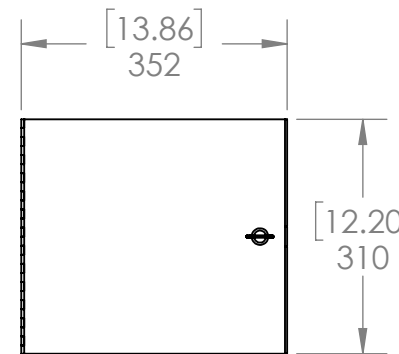
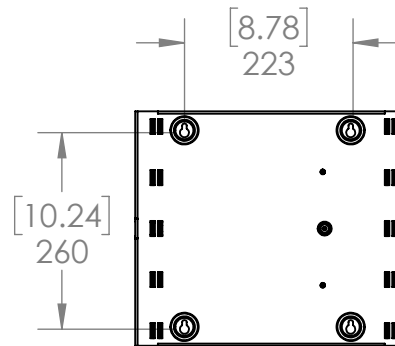
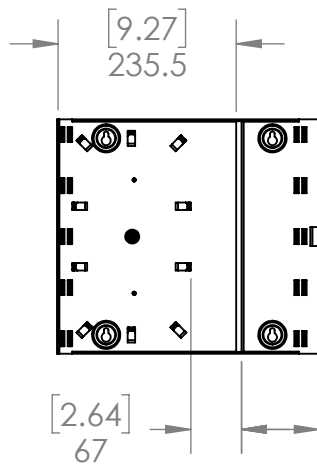

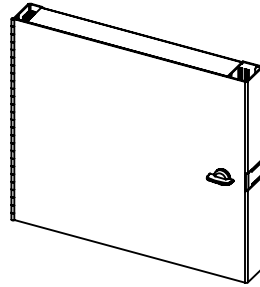
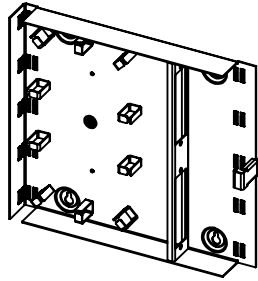


B

B

**PROPRIETARY AND CONFIDENTIAL**

THE INFORMATION CONTAINED IN THIS DRAWING IS THE SOLE PROPERTY OF SIGNAMAX, INC. ANY REPRODUCTION IN PART OR AS A WHOLE WITHOUT THE WRITTEN PERMISSION OF SIGNAMAX, INC. IS PROHIBITED.

		UNLESS OTHERWISE SPECIFIED:		NAME	DATE	<b>SIGNAMAX</b> 999 N.W. 159TH DRIVE, MIAMI, FL 33169, U.S.A.	
		DIMENSIONS ARE IN [IN]/MM	DRAWN				
		TOLERANCES:	CHECKED			TITLE: WFE2M WALL-MOUNT OPTICAL FIBER ENCLOSURE	
		FRACTIONAL $\pm$	ENG APPR.				
		ANGULAR: MACH $\pm$ BEND $\pm$	MFG APPR.				
		TWO PLACE DECIMAL $\pm$	Q.A.				
		THREE PLACE DECIMAL $\pm$	COMMENTS:			SIZE	DWG. NO.
		INTERPRET GEOMETRIC TOLERANCING PER:				A	SPCS-PD.WFE2M
		MATERIAL					REV
		FINISH					A-MAR-17
NEXT ASSY	USED ON					SCALE: 1:10	
APPLICATION		DO NOT SCALE DRAWING				SHEET 1 OF 1	

A

2

1